


CURSIVE – Fast and Neat



Trace the steps.

Check t

travel, up down travel away cross

Check h

travel, up down up over down travel away


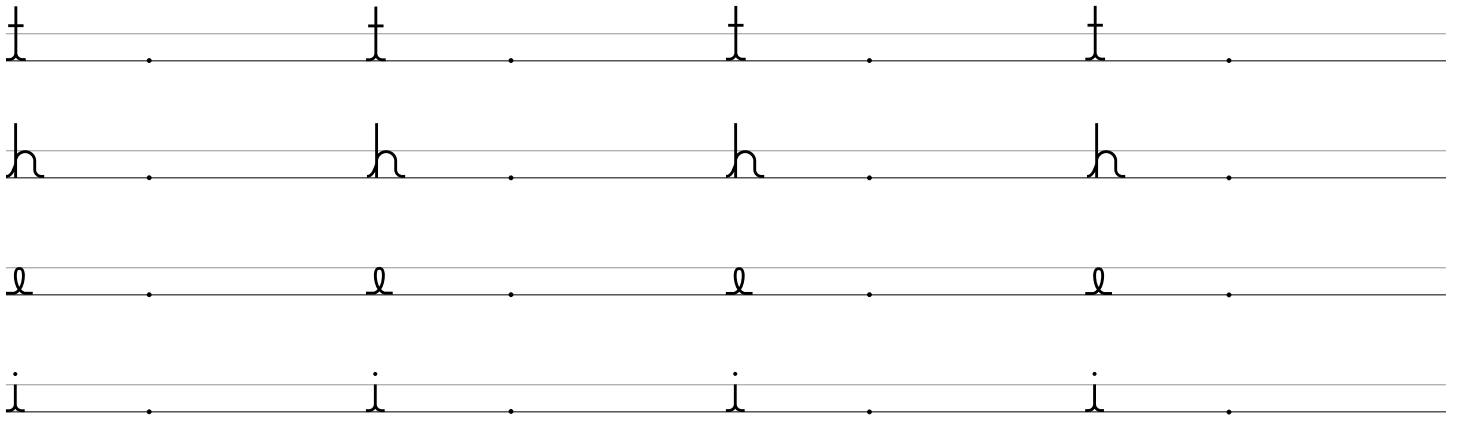
Check l

travel, up turn down travel away

Check i

travel, up down travel away dot

Copy the letters. Start on the dots.



This stuff is easy!
Cursive **t h e i** end on the base line.
The next letter starts on the base line.

Check Word

1. Make letters the right size.
2. Place letters correctly.
3. Connect letters correctly.

Copy below the model.

t the tie tee the

Check the

h he the hit he

Check he

e he tee tie tee

Check tee

i it the hit it

Check it

The FINE Print When one letter ends on the base line and the next letter starts on the base line, just travel away to connect!